

LEXINGTON FAYETTE URBAN CO GOVT.

SO.142277-78 / QUOTE 89979

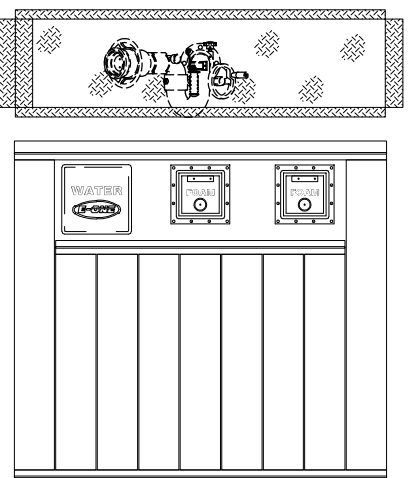
CUSTOM 42 PUMPER
E-ONE TYPHOON X LONG CAB 4X2 CHASSIS

		HOSE LOAD:	
1500 GPM WATEROUS CSU PUMP		300' OF 1.75" DJ	
980 GALLON WATER		500' OF 2.50" DJ	
20 GALLON INTEGRAL CLASS "A" FOAM		1200' OF 5.00" LDH	
30 GALLON INTEGRAL CLASS "B" FOAM		300' OF 1.75" DJ	
COMP.	OPENING	INTERIOR DIMENSION	
L1	42W 68H	42W 34H 12D	UPPER LOWER
L2	56W 34H	42W 30H 26D	
L3	50W 68H	50W 34H 12D	UPPER LOWER
R1	42W 30H	42W 30H 26D	
R2	50W 30H	50W 30H 26D	
B1	38W 28H	38W 28H	29D

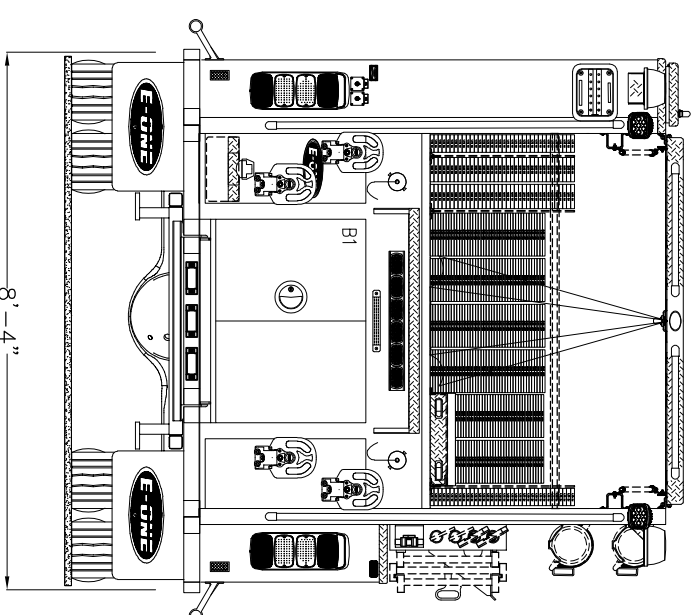
THIS DRAWING IS FOR REFERENCE PURPOSES. ALL DIMENSIONS ARE SUBJECT TO MINOR VARIATIONS DUE TO MANUFACTURING PROCESSES.

APPROVED FOR PRODUCTION

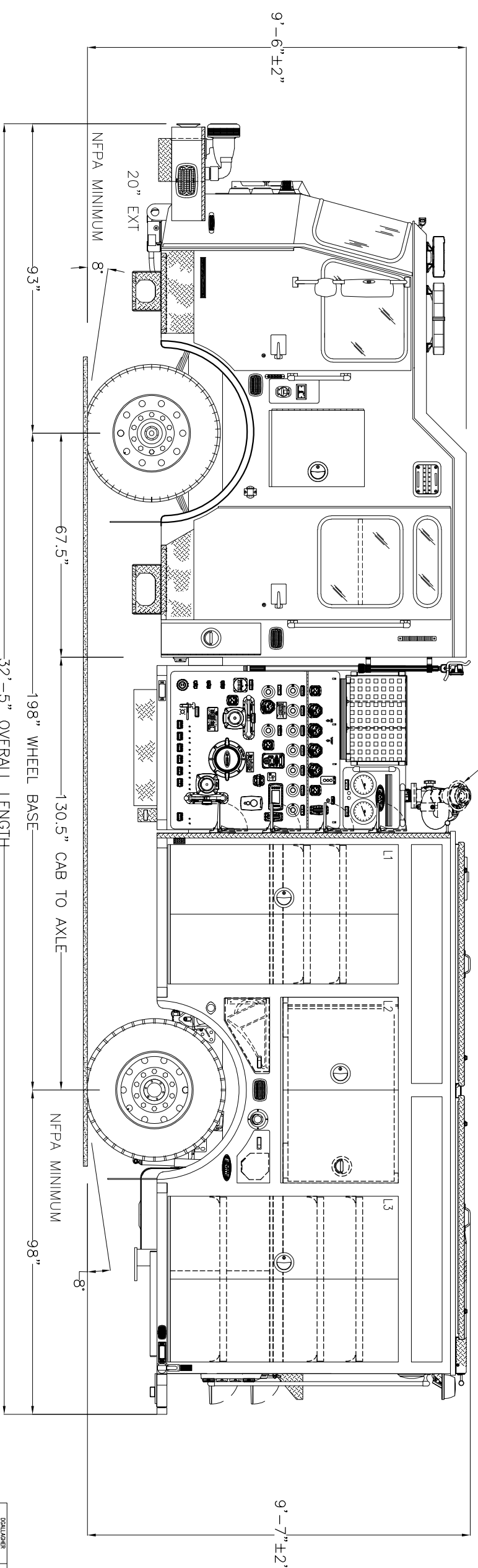
DESIGNER: J.DRAY DATE: 2018-JUL-17



DEALER/CUSTOMER
INSTALLED



HOSEBED HEIGHT:
(FOR REFERENCE ONLY)
TO TAILBOARD: 42"
TO GROUND: 67"



32'-5" OVERALL LENGTH

NO.	DATE	DESCRIPTION	BY	APPROVED
0	2018-JUL-21	ISSUED	JDRAY	
1	2018-JUL-17	REVISED	JDRAY	
2	2018-JUL-17	REVISED	JDRAY	
3	2018-JUL-17	REVISED	JDRAY	
4	2018-JUL-17	REVISED	JDRAY	
5	2018-JUL-17	REVISED	JDRAY	
6	2018-JUL-17	REVISED	JDRAY	
7	2018-JUL-17	REVISED	JDRAY	
8	2018-JUL-17	REVISED	JDRAY	
9	2018-JUL-17	REVISED	JDRAY	
10	2018-JUL-17	REVISED	JDRAY	