



ERLANGER FIRE DEPARTMENT

ERLANGER, KY

SO.142094-95 / QUOTE 87521

CUSTOM 42 RESCUE PUMPER

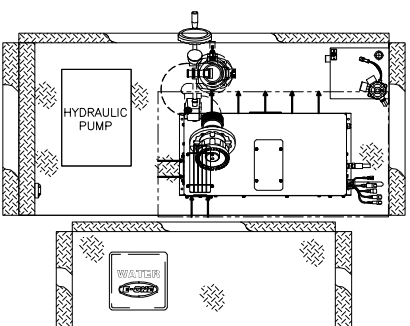
E-ONE TYPHOON X LONG CAB 4X2 CHASSIS

2000 GPM HALE QMAX PUMP 530 GALLON WATER TANK	HOSE LOAD:	
	400' OF 2.50" DJ	1000' OF 5.00" LDH
400' OF 3.00" DJ		
COMP'T.	OPENING	INTERIOR DIMENSION
L1/R1	54W 59H	56W 56H 3H 26D 26D UPPER LOWER
L2/R2	54W 25H	56W 56H 3H 22H 26D UPPER LOWER
L3	60W 59H	48W 48W 3H 26D 10D FRONT UPPER FRONT LOWER REAR UPPER REAR LOWER
B1	36W 35H	38W 44H 26D

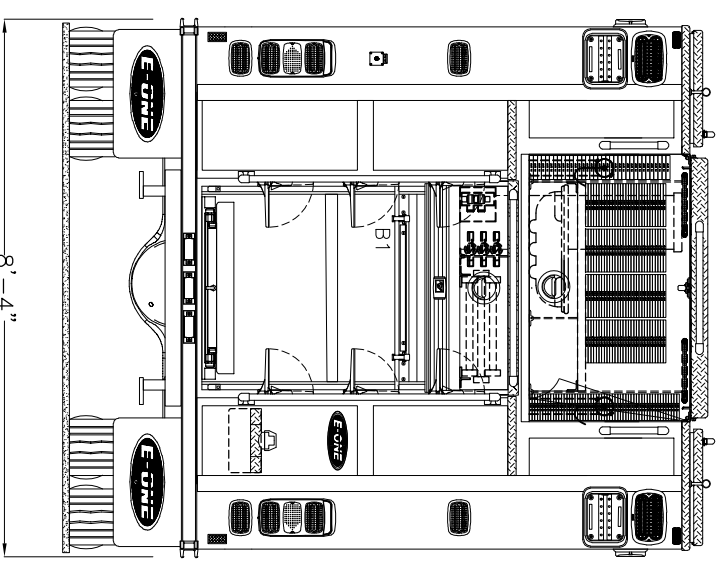
THIS DRAWING IS FOR REFERENCE PURPOSES. ALL DIMENSIONS ARE SUBJECT TO MINOR VARIATIONS DUE TO MANUFACTURING PROCESSES.

APPROVED FOR PRODUCTION

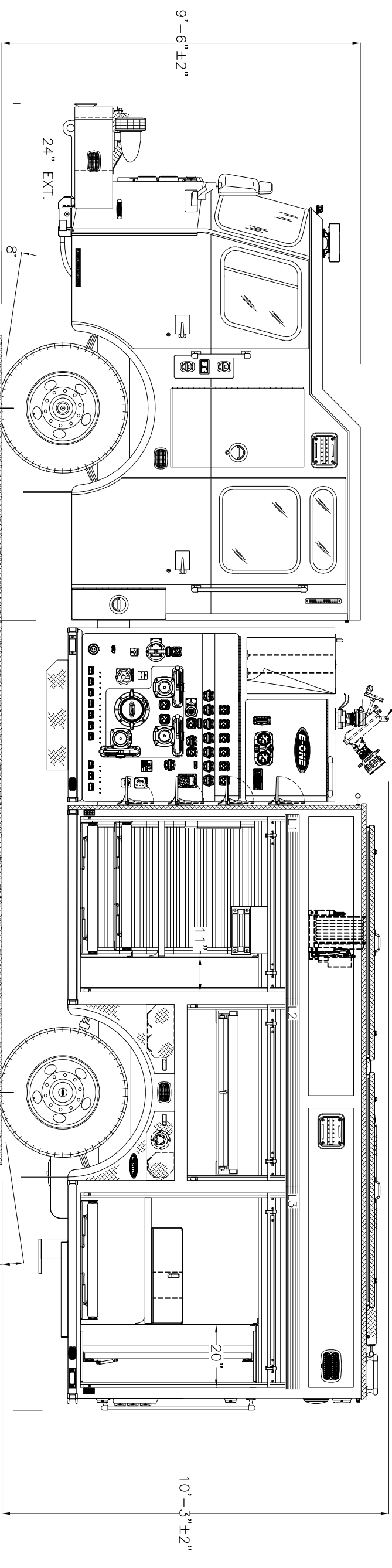
DESIGNER: J.DRAY DATE: 2018-MAR-08



DEALER SUPPLIED AND
INSTALLED



HOSEBED HEIGHT:
(FOR REFERENCE ONLY)
TO TAILBOARD: 62"
TO GROUND: 86"



REV	DESCRIPTION	DATE	APPROVED
A	INITIAL RELEASE	2018-MAR-23	J.DRAY
C	REvised PUMP PANELS	2018-MAR-27	J.DRAY
D	RP PANELS	2018-MAR-27	J.DRAY
E	CUSTOMER CHANGES ACTION ITEMS	2018-MAR-27	J.DRAY

APPROVAL REVISIONS

SHEET 1 OF 2